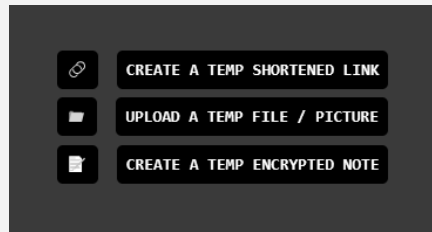


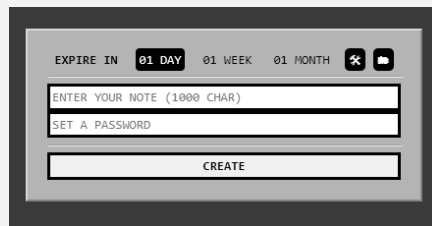
Self Destructing Notes with USE.RUN

1. Go to <https://use.run/create/notes>
2. Set the Expiration to 01 DAY / 01 WEEK / 01 MONTH
3. If you want to be more precise, go to advanced options: <https://use.run/create/notes?advanced=true>
4. Enter the text note that you want to encrypt
5. Enter the password
6. Press "Create" Button

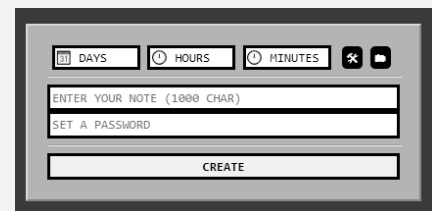
USE.RUN Home Page



USE.RUN Notes App



USE.RUN Notes App Advanced Options



By **Tutorial Base** (Tutorial Base)
cheatography.com/tutorial-base/

Not published yet.
Last updated 5th April, 2024.
Page 2 of 2.

Sponsored by **ApolloPad.com**
Everyone has a novel in them. Finish Yours!
<https://apollopad.com>

