

### Terminology

Chronic disease epidemiology	Study of the distribution and determinants of chronic diseases and conditions in human populations and the application of this study to prevent and control these diseases and conditions.
Latency period.	The time from exposure to clinical signs of a chronic disease.
Multifactorial etiology	Disease with multiple cause factors.
Environment	Physical, chemical, biological, and social factors that can influence the health status of people.
Physical stresses	Factors that influence health and health-related behaviors include excessive heat, cold, and noise; radiation (electromagnetic, ultrasound, microwave, x-irradiation); vehicular collisions; workplace injuries; climate change; ozone depletion; housing; and so on.
Ionizing radiation	High-energy radiation capable of breaking chemical bonds in atoms and molecules. Therefore causes cancer.
Toxicokinetics	Area of study on how a chemical substance enters the body and the course it takes while in the body.
Malnutrition	Occurs in people experiencing either undernutrition or overnutrition.
Undernutrition	A consequence of consuming too few essential vitamins, minerals, and other nutrients or excreting them faster than they can be replenished.
Overnutrition	A form of malnutrition in which there is an excessive intake of nutrients.

### Terminology (cont)

Disability	The diminished capacity to perform within a prescribed range.
Impairment	Any loss or abnormality of psychological, physiologic, or anatomic structure or function.
Activity limitation	Involves difficulty an individual may have in executing activities.
Participation restriction	Any problem individuals may experience in their involvement in life situations.

### Priorities in Disease Prevention and Control

Which disease, disorder, or condition has the greatest impact on illness, disability, injury, lost work time or school time, unnecessary use of health resources, rehabilitation costs, family disruption, economics, and costs?

Are special populations or groups of people suffering from exposures to diseases, agents, risk factors, or hazards?

Which susceptible populations are most likely to respond to prevention, intervention, and control measures?

Which risk factors, diseases, agents, or hazards are most likely to respond to control measures?

Are there diseases, disabilities, injuries, disorders, or conditions that need to be investigated, that are being overlooked, or that are not being responded to by other organizations or agencies?

Of the many risk factors, diseases, agents, or hazards, which would yield the greatest improved health status, social impact, and economic benefit to the target population?

### Priorities in Disease Prevention and Control

Which disease, disorder, or condition has the greatest impact on illness, disability, injury, lost work time or school time, unnecessary use of health resources, rehabilitation costs, family disruption, economics, and costs?disability, injury, lost work time or school time, unnecessary use of health resources, rehabilitation costs, family disruption, economics, and costs?

Are special populations or groups of people suffering from exposures to diseases, agents, risk factors, or hazards?

Which susceptible populations are most likely to respond to prevention, intervention, and control measures?

Which risk factors, diseases, agents, or hazards are most likely to respond to control measures?



By tm12345678

Not published yet.

Last updated 22nd September, 2025.

Page 1 of 3.

Sponsored by **Readable.com**

Measure your website readability!

<https://readable.com>

### Priorities in Disease Prevention and Control (cont)

Are there diseases, disabilities, injuries, disorders, or conditions that need to be investigated, that are being overlooked, or that are not being responded to by other organizations or agencies?

Of the many risk factors, diseases, agents, or hazards, which would yield the greatest improved health status, social impact, and economic benefit to the target population?

Of the many risk factors, diseases, agents, or hazards, which are of national, regional, state, or local concern and of major priority for an epidemiological investigation?

### Priorities in Disease Prevention and Control

Which disease, disorder, or condition has the greatest impact on illness, disability, injury, lost work time or school time, unnecessary use of health resources, rehabilitation costs, family disruption, economics, and costs? disability, injury, lost work time or school time, unnecessary use of health resources, rehabilitation costs, family disruption, economics, and costs?

Are special populations or groups of people suffering from exposures to diseases, agents, risk factors, or hazards?

Which susceptible populations are most likely to respond to prevention, intervention, and control measures?

Which risk factors, diseases, agents, or hazards are most likely to respond to control measures?

Are there diseases, disabilities, injuries, disorders, or conditions that need to be investigated, that are being overlooked, or that are not being responded to by other organizations or agencies?

Of the many risk factors, diseases, agents, or hazards, which would yield the greatest improved health status, social impact, and economic benefit to the target population?

Of the many risk factors, diseases, agents, or hazards, which are of national, regional, state, or local concern and of major priority for an epidemiological investigation?

### Process of Toxicokinetics

Absorption	Entrance of the substance into the body.
Distribution	Movement of the substance from where it enters the body to other sites in the body, such as the liver, blood and lymph circulation, kidney, and lungs.
Biotransformation	Transformation produced by the body of the substance into new chemicals.
Excretion	Ejection of the substance or metabolites from the body.

### Health Belief Model

TABLE 4.6	Concepts, Definitions, and Applications of the Health Belief Model	
Concept	Definition	Application
Perceived susceptibility	One's opinion of chances of getting a condition	Define population(s) at risk; risk levels; personalize risk based on a person's features or behavior; heighten perceived susceptibility if too low
Perceived severity	One's opinion of how serious a condition and its consequences are	Specify consequences of the risk and the condition
Perceived benefits	One's belief in the efficacy of the advised action to reduce risk or seriousness of impact	Define action to take; how, where, when; clarify the positive effects to be expected
Perceived barriers	One's opinion of the tangible and psychological costs of the advised action	Identify and reduce barriers through reassurance, incentives, assistance
Cues to action	Strategies to activate "readiness"	Provide how-to information, promote awareness, reminders
Self-efficacy	Confidence in one's ability to take action	Provide training, guidance in performing action

### Viruses and Cancer

TABLE 4.8	Viruses and Cancer	
Virus	Type of Cancer	
Ebola-Barr virus	Burkitt's lymphoma	
Human papillomavirus (HPV)	Cancers of the cervix, anus, vagina, vulva, penis, oropharynx	
Hepatitis B and C viruses	Liver cancer	
Human T-cell lymphotropic virus	Adult T-cell leukemia	
Kaposi's sarcoma-associated Herpes virus	Kaposi's sarcoma	

### Workplace Carcinogens Examples

TABLE 4.3	Selected Carcinogens in the Workplace	
Carcinogen	Occupation	Type of Cancer
Aromatic amines, solvents	Rubber industry	Bladder, leukemia, stomach, lung, skin, colon, lymphoma
Asbestos	Construction workers	Lung, larynx, gastrointestinal tract
Benzene	Shoe and shoe manufacture and repair	Leukemia, lymphoma
Nickel	Nickel refining	Lung, nasal sinuses
Radon	Underground mining	Lung
Soot, tar, oils	Coal, gas, petroleum workers	Skin, lung, bladder
Vinyl chloride	Rubber workers, polyvinyl chloride manufacturing	Liver
Wood dust	Furniture manufacturing	Nasal cavity

### Medicare Chronic Disease Services by Age

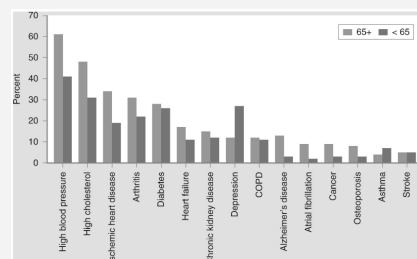


Figure 4.1 Percentage of Medicare Fee-for-Service Beneficiaries with Selected Chronic Diseases/Conditions by Age, 2010

### Medicare Chronic Disease Services by Sex

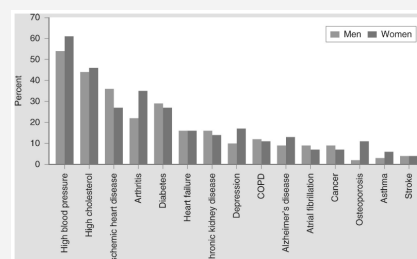
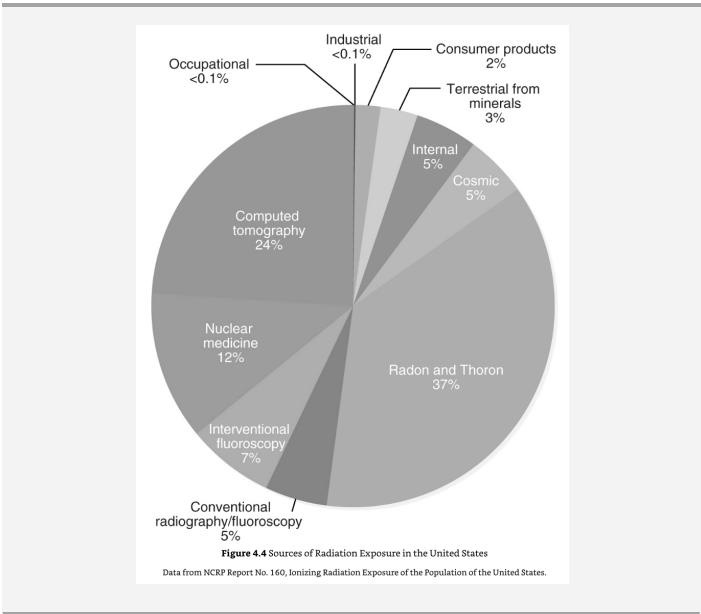


Figure 4.2 Percentage of Medicare Fee-for-Service Beneficiaries with Selected Chronic Diseases/Conditions by Sex, 2010

### Sources of Radiation Exposure in the U.S.



By **tm12345678**

[cheatography.com/tm12345678/](https://cheatography.com/tm12345678/)

Not published yet.

Last updated 22nd September, 2025.

Page 2 of 3.

Sponsored by **Readable.com**

Measure your website readability!

<https://readable.com>