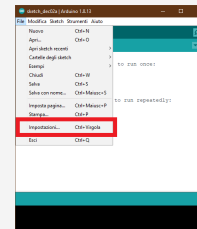


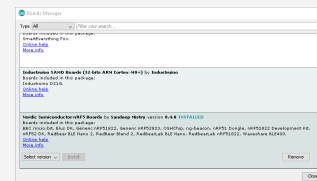
Plugga Studios Tutorial



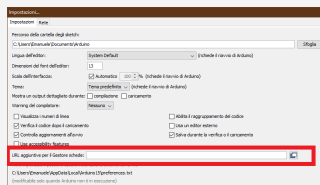
Arduino File



Boards Manager



Additional Board Manager URL



Open Tools

Open Tools>Board>Boards Manager from the menu bar, search for nRF5 and install "Nordic Semiconductor nRF5 Boards" by Sandeep Mistry

Wait.

Wait for the installation. It will take a while.

Select Micro:bit

Select BBC micro:bit from the Boards menu.

Set SoftDevice to S110.

And set the Port to the Micro:bit COM port.

Start Arduino IDE

Start your Arduino IDE, then click on Preferences.

Add the URL into the Additional Board Manager URL text box

https://sandeepmistry.github.io/arduino-nRF5/package_nRF5_board-s_index.json

Test code

```
const int buttonA = 5;
const int buttonB = 11;

void setup()
{
  Serial.begin(9600);
  pinMode(buttonA, INPUT);
  pinMode(buttonB, INPUT);
}

void loop()
{
  if (! digitalRead(buttonA))
  {
    Serial.println("Button A pressed");
  }
  if (! digitalRead(buttonB))
  {
    Serial.println("Button B pressed");
  }
  delay(150);
}
```

