

Data types

Boolean	True / False
Byte	0 - 255
Integer	whole numbers
Long	big integers
Single	point numbers
Double	double accuracy
String	text
Variant	variable data type

visual basic 6 data types

variable declaration

Dim <var_name> **as** <data-type>

visual basic 6 variable declaration

Comments

'use the apostrophe

Visual basic 6 comment

Arithmetic operators

+	addition
-	subtraction
*	multiplication
/	division
\	integer division
^	power

Visual basic arithmetic operators

Error handling

On Error Resume Next Skip error

Visual basic 6 Error handling

Sub Procedures

[**Public** / **Private**] **Sub** <name>
<Statements>

End Sub

Visual Basic 6 procedures.
Procedures are subprograms

Function Procedures

[**Public** / **Private**] **Function** <name> (<arg>)

As <result>

<Statements>

<name> = <result>

End Function

Visual basic 6 function procedures.
Functions use a list of arguments (<arg>) to calculate a value (<result>)

Example Program

Private Sub btn_Start_Click (**ByVal** ...)

' Declaration of variables

Dim var1 **As** Single

Dim var2 **As** Single

'Enter the variable

var1 = txt_var1.Text

'Processing

var2 = var1

'Output of variable 2

lbl_var2.Text = var2

End Sub

Visual Basic 6 example program

Mathematical functions

Math.Round(<x>, <s>) Round number

Math.Pow(<base>, <exp>) Power number

Math.Sqrt(<var>) Square root

<var1> **Mod** <var2> Division remainder

x number

s number of digits precision

base is base number

exp is exponent number

var1 is dividend

var2 is divisor

Visual basic 6 Mathematical function

Declare arrays

Dim values (0 to n) **As** <data type>

Dim values () **As** <data type> = {w1, w2, w3, w4}

Visual basic 6 declare arrays

Go through array 1

For index = 0 **To** UBound(array)

' input array

Array (index) = ...

Next

sequences

<statements>

<statements>

<statements>

visual basic statement sequences



By peterferdinand

cheatography.com/peterferdinand/

Not published yet.

Last updated 27th March, 2018.

Page 1 of 2.

Sponsored by **CrosswordCheats.com**

Learn to solve cryptic crosswords!

<http://crosswordcheats.com>

input

'Input via an object with text properties
<variable> = <object name> .Text

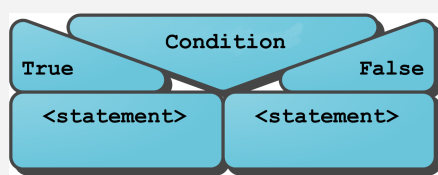
Visual basic 6 input

output

'Output via an object with text property
<Object name> .Text = <variable>

Visual basic 6 output

Selection



Visual basic 6 selection

Comparison operators

= equal

<> not equal

< less than

> bigger than

<= less than or equal to

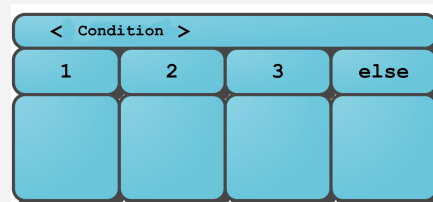
>= greater than or equal to

Visual basic 6 comparison operators

if ... then

If <condition> **Then**
<Statements>
[Elseif <condition> **Then]** ' optional
condition
<Statements>
[Else]
<Statements>
End If

Select Case



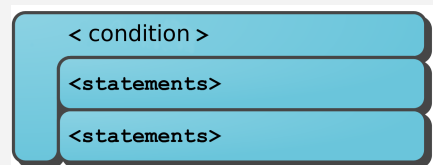
Visual basic 6 select case

Select Case

Select Case <expression>
Case 0 'simple value
<Statements>
Case 1 To 5 'multiple values
<Statements>
Case Is <5 'range of values
<Statements>
Case Else
<Statements>
End Select

Visual basic 6 Select Case

Iteration



Visual Basic 6 iteration

For Next

For <count> = <start> **To** <end> **Step** <inc>
<Statements>
Next

Visual basic 6 iteration 1

For Each

For Each <element of all> **In** <all collection>
<Statements>
Next

Visual Basic 6 iteration 2

Do Loop (head controlled)

Do While <condition>
<Statements>
Loop
or
Do Until <condition>
<Statements>
Loop

Visual basic 6 iteration 3



By peterferdinand

cheatography.com/peterferdinand/

Not published yet.

Last updated 27th March, 2018.

Page 2 of 2.

Sponsored by CrosswordCheats.com

Learn to solve cryptic crosswords!

<http://crosswordcheats.com>