

2012 Passat SE Wiring Information

Item	Wire Color	Polarity	Wire Location
12 Volts	red (40A)	+	VESCM, black 52 pin plug, pin 1
Second 12 Volts	red/yellow (40A)	+	VESCM, brown 52 pin plug, pin 42
Starter	red/black (without push-button start)	+	VESCM, brown 52 pin plug, pin 14
Second Starter	pur/yel (sw1), pur/blk (sw2) (push-button start)	- resistor	start system button, black 4 pin plug, pins 3 and 4
Ignition	black	+	VESCM, brown 52 pin plug, pin 31
Second Ignition	red/blue	+	VESCM, white 52 pin plug, pin 14
Third Ignition	N/A		
Accessory	black/purple (for accessory sense only)	+	VESCM, white 52 pin plug, pin 28 or black 52 pin plug, pin 3
Second Accessory	N/A		
Third Accessory	N/A		
Keysense	purple/red (push-button start only)	+	VESCM, brown 52 pin plug, pin 13
Data Bus	N/A		
Can Bus High	orange/green	data	VESCM, brown 52 pin plug, pin 15
Can Bus Low	orange/brown	data	VESCM, brown 52 pin plug, pin 16
Can Bus Sw	N/A		
Power Lock	brown/green	-	Driver Door Module, gray 32 pin plug, pin 32
Power Unlock	same as power lock	- 180 ohms	
Lock Motor	blue/green	5 wire	VESCM, white 52 pin plug, pin 7
Driver Unlock Motor	purple	5 wire	Driver Door Module, black 20 pin plug, pin 12
Passenger Unlock Motor	brown/yellow	5 wire	VESCM, white 52 pin plug, pin 8
Parking Lights (-)	N/A		
Parking Lights (+)	gray/yellow	+	VESCM, black 52 pin plug, pin 19
Hazards	brown/red	-	VESCM, brown 52 pin plug, pin 7
Turn Signal (Left)	gray/white (F); black/white (R)	+	VESCM, black 52 pin plug, pin 10; brown 52 pin plug, pin 51
Turn Signal (Right)	gray/brown (F); black/red (R)	+	VESCM, brown 52 pin plug, pin 50; black 52 pin plug, pin 9




By **TechAddict.us** (mhowey)
cheatography.com/mhowey/
www.techaddict.us

Published 3rd November, 2016.
 Last updated 3rd November, 2016.
 Page 1 of 5.

Sponsored by **ApolloPad.com**
 Everyone has a novel in them. Finish Yours!
<https://apollopad.com>

2012 Passat SE Wiring Information (cont)

Headlight	white/black	+	VESCM, black 52 pin plug, pin 22
AutoLights	purple (interrupt to turn off autolights)	+	VESCM, black 52 pin plug, pin 20
Reverse Light	blue/purple	+	VESCM, black 52 pin plug, pin 28
Left Front Door Trigger	brown/yellow	-	Driver Door Module, black 20 pin plug, pin 7
Right Front Door Trigger	brown/yellow	-	Passenger Door Module, black 20 pin plug, pin 7
Left Rear Door Trigger	black/gray	-	VESCM, black 52 pin plug, pin 41
Right Rear Door Trigger	black/green	-	VESCM, black 52 pin plug, pin 30
Dome Supervision	red/white	-	VESCM, brown 52 pin plug, pin 10
Trunk/Hatch Pin	brown/blue or brown/black	-	VESCM, black 52 pin plug, pin 29
Rear Glass Pin	N/A		
Hood Pin	brown/green	-	VESCM, black 52 pin plug, pin 14
Trunk/Hatch Release	purple (rear handle switch)	-	VESCM, black 52 pin plug, pin 13
Trunk Release Motor	red/blue	5 wire	VESCM, white 52 pin plug, pin 11
Fuel Door Release	locks/unlocks along with doors		
Factory Alarm Arm	green/white (driver door key lock)	-	Driver Door Module, black 20 pin plug, pin 16
Factory Alarm Disarm	same as factory alarm arm	-	180 ohms
Disarm No Unlock	Transponder and ignition		
Trunk Alarm Shunt	N/A		
Tachometer	purple/striped (2.5L), brown/striped (3.6L, 2.0L)	ac	any fuel injector, 2 pin plug, pin 2
Wait to Start	N/A		
Neutral Safety	N/A		
Clutch Pedal	purple/white	-	VESCM, brown 52 pin plug, pin 30




By **TechAddict.us** (mhowey)
cheatography.com/mhowey/
www.techaddict.us

Published 3rd November, 2016.
 Last updated 3rd November, 2016.
 Page 2 of 5.

Sponsored by **ApolloPad.com**
 Everyone has a novel in them. Finish
 Yours!
<https://apollopad.com>


2012 Passat SE Wiring Information (cont)

Fuel Pump	red/white (2.5L), blue/red (2.0L diesel)	+	fuel pump relay on upper VESCM The VESCM (Vehicle Electrical System Control Module) is the relay box under the driver dash. On 3.6L models, it is black/green (+) in the driver kick, harness to rear.
Rear Defroster	black/green	-	latched VESCM, white 52 pin plug, pin 22
Mirror Defroster	yellow	-	Driver Door Module, gray 32 pin plug, pin 28
Left Front Heated Seat	(CAN and LIN bus)		
Right Front Heated Seat	(CAN and LIN bus)		
Speed Sense	(wheel speed sensor)		
Brake Wire	black/red (functions with ignition on only)	+	VESCM, brown 52 pin plug, pin 17
Parking Brake	brown/yellow	-	parking brake switch, black 2 pin plug, pin 1
Horn Trigger	red/brown	-	VESCM, white 52 pin plug, pin 41
Wipers	white/red	-	VESCM, white 52 pin plug, pin 23
Left Front Window (Up/Down)	use factory alarm arm/disarm		
Right Front Window (Up/Down)	see left front window		
Left Rear Window (Up/Down)	see left front window		
Right Rear Window (Up/Down)	see left front window		
Sun Roof (Open/Close)	white/purple (tilt up/down) (func w/ign on only)	-	sunroof switch, 4 pin plug, pin 4 resistor
Sun Roof (Limit/Close)	N/A		
Memory Seat 1	red/black	-	memory switch or Driver Seat Module, 32 pin plug, pin 12 resistor
Memory Seat 2	same as memory seat 1	-	resistor
Memory Seat 3	yellow/black	-	memory switch or Driver Seat Module, 32 pin plug, pin 28 resistor



2012 Passat SE Wiring Information (cont)

Radio 12V	red/yellow	+	radio, 16 pin plug, pins 15 and 16
Radio Ground	brown	-	radio, 16 pin plug, pin 12
Radio Ignition	(Infotainment CAN)		
Radio Illumi- nation	(Infotainment CAN)		
Factory Amp Turn-on	(Infotainment CAN)		
Power Antenna	N/A		
Left Front Speaker (+/-)	brown/green - brown/blue or green - brown	+,-	radio, 8 pin plug, pins 3 and 7 -- If equipped, the amplifier is under the driver seat. On vehicles with amplifier, the speaker wires are brown/green - brown/blue (woofer); blue/black - white/black (midrange); white - white/-black (tweeter) at the amplifier, 38 pin plug, pins 18 and 6; 13 and 14; 8 and 20.
Right Front Speaker (+/-)	brown/red - brown/black or blue - brown	+,-	radio, 8 pin plug, pins 2 and 6 -- If equipped, the amplifier is under the driver seat. On vehicles with amplifier, the speaker wires are brown/red - brown/black (woofer); red/gray - brown/gray (midrange); gray - gray/black (tweeter) at the amplifier, 38 pin plug, pins 15 and 3; 12 and 11; 19 and 7.
Left Rear Speaker (+/-)	red/white - brown/white or white - brown	+,-	radio, 8 pin plug, pins 4 and 8 -- If equipped, the amplifier is under the driver seat. On vehicles with amplifier, the speaker wires are red/white - brown/white at the amplifier, 38 pin plug, pins 9 and 21.
Right Rear Speaker (+/-)	red/purple - brown/purple or yellow - brown	+,-	radio, 8 pin plug, pins 1 and 5 -- If equipped, the amplifier is under the driver seat. On vehicles with amplifier, the speaker wires are red/purple - brown/purple at the amplifier, 38 pin plug, pins 22 and 10.
Center Channel (+/-)	N/A		



By **TechAddict.us** (mhowey)
cheatography.com/mhowey/
www.techaddict.us

Published 3rd November, 2016.
 Last updated 3rd November, 2016.
 Page 4 of 5.


Sponsored by **ApolloPad.com**
 Everyone has a novel in them. Finish
 Yours!
<https://apollopad.com>

2012 Passat SE Wiring Information (cont)

Subwoofer (+/-)	white/red - brown/red (1); gray/red - gray/brn (2)	+,-	amplifier, 38 pin plug, pins 16 and 4; 5 and 17 -- If equipped, the amplifier is under the driver seat.
Aux. Audio Input Left (+/-)	yellow - green	+,-	radio, 12 pin plug, pins 1 and 2
Aux. Audio Input Right (+/-)	gray - green	+,-	radio, 12 pin plug, pins 7 and 2

Size and Location of Items

ITEM	SIZE	DEPTH	LOCATION
Headunit	irregular		
Left Front Speaker	6.5	3.5	left front door
Left Front Tweeter	1	1	left front dash
Right Front Speaker	6.5	3.5	left front dash
Right Front Tweeter	1	1	left front dash
Left Rear Speaker	6.5	3.5	left rear door
Left Rear Tweeter	1	1	left rear door
Right Rear Speaker	6.5	3.5	right rear door
Right Rear Tweeter	1	1	right rear door
Center Channel	N/A		
Subwoofer			under rear deck
Left Front Headrest			
Right Front Headrest			
Left Rear Headrest			
Right Rear Headrest			
Satellite Radio Tuner (built into radio)			



By **TechAddict.us** (mhowey)
cheatography.com/mhowey/
www.techaddict.us

Published 3rd November, 2016.
 Last updated 3rd November, 2016.
 Page 5 of 5.

Sponsored by **ApolloPad.com**
 Everyone has a novel in them. Finish Yours!
<https://apollopad.com>