

>_ Outside Sessions

```
tmux tmux: start
a new
termux
session
```

```
tmux ls list-se-
ssions:
show
listed
session
```

```
tmux attach [-t foo] attach--
session:
attach to
target
session
foo
```

```
tmux kill-server kill-se-
rvr: tmux
kill all
sessions
```

```
tmux kill-session [-t target] kill-se-
ssion:
destroy the
target
session
```

```
tmux new [-s foo] new-se-
ssion:
start
session
named as
foo
```

```
tmux rename [-t foo] bar rename--
session:
rename
the target
session as
bar.
```

```
tmux lscm list-co-
mmands:
list all
commands
supported
```

to more `cmds` about session check the Official Manual [link]

📄 .tmux.conf (cont)

```
bind k select-pane -U # <prefi-
x>k select up-pane
bind l select-pane -R # <prefi-
x>l select right-pane
bind C-h previous-window # M-h
select previous-window
bind C-l next-window # M-l
select next-window
bind r source-file $TMUX_CONF
\; display "$TMUX_CONF reload-
ed" # <prefix>r as reload
config_file
bind e new-window -n "$TMUX_-
CONF" "$TMUX_EDITOR $TMUX_CONF
&& tmux source $TMUX_CONF" #
<prefix>e open config_file
bind '%' split-window -h -c "#
{pane_current_path}"
bind '"' split-window -v -c "#
{pane_current_path}"
# =====TESTING=====
```

.tmux.conf is the configuration file and you can create it in the \$HOME directory
~/`.tmux.conf`
[download last version link](#)

🗄 Shortcuts tmux

🗄 Shortcuts tmux (cont)

C-a + [m] Toggle mouse mode

C-a + e Open ~/`.tmux.conf.local`

C-a + r reload `.tmux.conf`

C-a + [Enter] Enter into copy-mode

C-a + : >_ go to tmux command-line

C-a is the prefix, the default prefix is C-b

full command list

<https://github.com/gpakosz/.tmux>

list of commands in commad-line

`kill-server` Kill all instances of tmux

`kill-window` Close window C-a + &

`kill-panel` Close panel C-a + x

More Info

<https://tmuxcheatsheet.com/>


<https://github.com/gpakosz/.tmux>


📄 .tmux.conf

```


#setting prompt color
set -g default-terminal "xterm-256color"
TMUX_CONF=~/.tmux.conf"
TMUX_EDITOR="vim"
unbind C-b # disable default <prefix>
set -g prefix C-a # <prefix> as C-a
bind a send-prefix # <prefix>a as normal C-a
bind C-a send-prefix # <prefix>C-a as normal C-a
set -g base-index 1 # start at 1
setw -g pane-base-index 1
set -g mouse 1
# =====VIM=====
#Move to the panel as VIM -> <prefix>x>hjkl
bind h select-pane -L # <prefix>h select left-pane
bind j select-pane -D # <prefix>j select down-pane

```


C-a + %  Split terminal Vertically

C-a + "  Split terminal Horizontally


C-a + [h ← j ↓ k ↑ l →]  Move between panels


C-a + q + [number]  show/select panel [number]


C-a + [space]  Reorder panels


C-a + [< ← > →]  Swap Panel


C-a + x  Close panel C-a + :kill-panel


C-a + z  Toggle Maximize Panel

C-a + c  Create new window

C-a + [C-h ← C-l →]  move between windows

C-a + [number]  Select window [number]

C-a + [tab]  Previous window

C-a + &  Close window C-a + :kill-window



By **im_Tavo** (gamejia90)
cheatography.com/gamejia90/
www.github.com/Athesto

Not published yet.
 Last updated 25th November, 2020.
 Page 1 of 2.

Sponsored by **CrosswordCheats.com**
 Learn to solve cryptic crosswords!
<http://crosswordcheats.com>