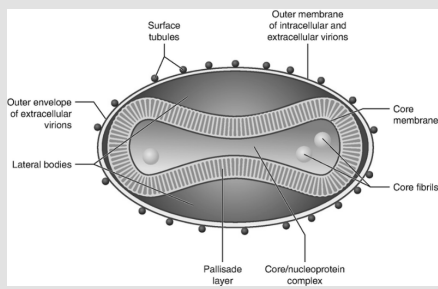


Structure



Structure

Spherical Shaped

Enveloped virus One lipid membrane

Outer layer Corrugated due to protrusions

Internal Core Dumbbell shaped

Lateral bodies Two present in the concavities between outer layer and Core

Outer core wall Palisade structure with T-shaped spike proteins

Inner Core wall Smooth

Proteins

Attachment A17, A25, A26, A27, D8, H3

Entry Entry Fusion Complex-A16, A21, A28, F9, G3, G9, H2, I2, J5, L1, L5, O3

Redox active proteins E10, A2.5, and G4

Phosphorylation Kinase- F10 & B1

Dephosphorylation Phosphatase - H1

Proteolytic processing proteinase - I7

Poster By

Bommana Sushma Bhandarkar
Chanakya

213501003 213501004

Poster By

Bommana Sushma Bhandarkar
Chanakya

213501003 213501004

Genome Organisation

Terminal Regions Has ITRs with secondary hairpin loop structures that connect two DNA strands and contains the variable genes that are responsible for host cell interactions

Central Regions Conserved genes responsible for replication and morphogenesis

Proteins

Attachment A17, A25, A26, A27, D8, H3

Entry Entry Fusion Complex - A16, A21, A28, F9, G3, G9, H2, I2, J5, L1, L5, O3

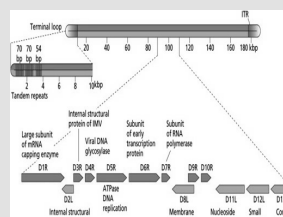
Redox active proteins E10, A2.5, and G4

Phosphorylation Kinase - F10 and B1

Dephosphorylation Phosphatase - H1

Proteolytic processing Proteinase - I7

Genome Organisation



By Chanusai2215



cheatography.com/chanusai2215/

Published 4th December, 2021.
Last updated 4th December, 2021.
Page 1 of 2.

Sponsored by CrosswordCheats.com
Learn to solve cryptic crosswords!
<http://crosswordcheats.com>

Protein

Early Gene Proteins

Inducing proliferation of neighbouring cells

Counteracting host immune defences

Some proteins can induce a second uncoating reaction thereby releasing the viral genome from the core

Mediating replication of the genome

Proteins In Replication

Viral DNA polymerase

Helicase-primase

Uracil DNA glycosylase

Single-stranded DNA-binding protein

DNA ligase

Holliday junction resolvase

Proteins In Transcription

RNA polymerase

ETF

Capping enzyme

VITF-3

VLTF-1, VLTF-2, VLTF-3, VLTF-4


Protein (cont)

Release factor Elongation factor

Poly(A) polymerase

DNA topoisomerase

Replication Cycle



Replication process

Attachment

Entry

Early Gene Transcription

DNA Replication

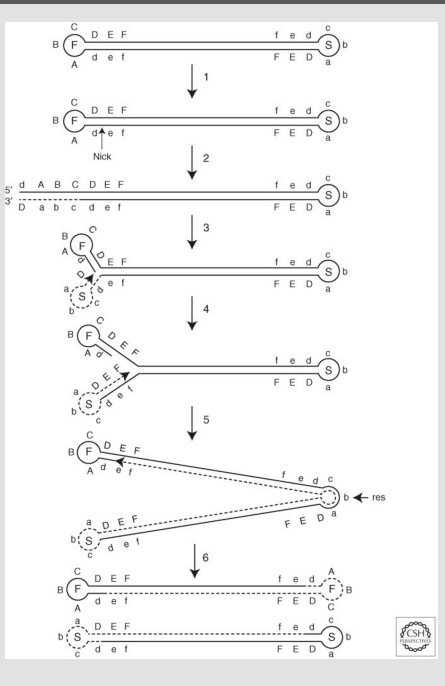
Intermediate Gene Transcription

Late Gene Transcription

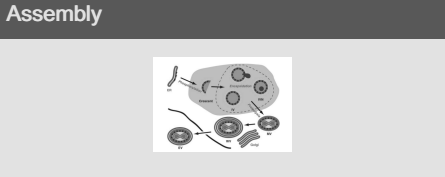
Assembly

Release

Replication strategy



Assembly



By Chanusai2215

Published 4th December, 2021.
Last updated 4th December, 2021.
Page 2 of 2.

Sponsored by CrosswordCheats.com
Learn to solve cryptic crosswords!
<http://crosswordcheats.com>