

Notes

 Command derived from plugin

 Command derived from preferences

.vimrc for this cheatsheet available on Github

 [brennanmeadowcroft/dotfiles](https://github.com/brennanmeadowcroft/dotfiles)

Global

:help <keyword> Open help for a keyword

:o <file> Open file


:saveas Save file as

<file>

:close Close current pane


<n><command> Do *n* of *command* (e.g. 5dd)

<Esc> Change to normal mode

 <Leader> is ,

Exiting

:w Write (save) current file but don't exit

:Q Quit *ALL* buffers (fails if unsaved changes) 

:q Quit current buffer (fails if unsaved changes)

:q! Force quit

:wq/:x Write (save) and quit

Macros

qa Record macro a

qq Stop recording macro

@@ Rerun last macro

*n*@a Run macro a *n* times

Visual Mode

Marking Text

v start visual mode

V start linewise visual mode

Ctrl+v Start visual block mode

aw Mark a *WORD*

ab Mark *AROUND* block of ()

aB Mark *AROUND* block with {}

ib Mark *INSIDE* block with ()

iB Mark *INSIDE* block with {}

Visual Commands

> Shift highlighted lines right

< Shift highlighted lines left

Y Yank (copy) marked text

d Delete marked text

~ Switch case of marked text

Insert Mode

A Append to end of line

a Start inserting after cursor

i Start inserting before cursor

Keyword Completion

Ctrl+n Keyword completion (e.g. variable names)

Tab Keyword completion 

Ctrl+n Move *DOWN* in autocomplete window

Ctrl+p Move *UP* in autocomplete window

Normal Mode - Inserting Text

i Insert *BEFORE* cursor

I Insert at beginning of line

a Insert *AFTER* cursor

A Insert at end of line

o Insert new line *BELOW* current line

O Insert new line *ABOVE* current line

ea Insert at end of the word



By brennanmeadowcroft

cheatography.com/brennanmeadowcroft/

Published 21st January, 2017.

Last updated 21st January, 2017.

Page 1 of 4.

Sponsored by CrosswordCheats.com

Learn to solve cryptic crosswords!

<http://crosswordcheats.com>

Normal Mode - Cursor Movement

h	Move cursor left
j	Move cursor down
k	Move cursor up
l	Move cursor right
H	Move cursor to <i>TOP</i> of screen
M	Move cursor to <i>MIDDLE</i> of screen
L	Move cursor to <i>BOTTOM</i> of screen
w	Jump forward to <i>START</i> of word
e	Jump forward to <i>END</i> of word
^	Jump to first non-blank character of line
\$	Jump to end of the line
O	Jump to start of the line
Ctrl+b	Page Up
Ctrl+f	Page Down
<u>n</u> G	Go to line <u>n</u>
gg	Go to the first line of the document
G	Go to the last line of the document
}	Jump to next paragraph (or function/block)

Normal Mode - Cursor Movement (cont)

{	Jump to previous paragraph (or function/block)
Ctrl+y	Scroll up without moving cursor
Ctrl+e	Scroll down without moving cursor

Normal Mode - Search & Replace

Within Buffer

/_keyword_	Search buffer for <u>keyword</u>
n	Move <i>DOWN</i> to next instance
N	Move <i>UP</i> to next instance
*	Search buffer for word under cursor

Within Working Directory

<Leader>+a	Search (ack) <i>INSIDE</i> files in working directory 🐘
v	Open file from search (ack) in <i>VERTICAL</i> split 🐘
h	Open file from search (ack) in <i>HORIZONTAL</i> split 🐘

Replace

:%s/_old/_new_/g	Replace all <u>old</u> throughout file with <u>new</u>
:%s/_old/_new_/gc	Replace <u>old</u> with <u>new</u> <i>WITH CONFIRMATIONS</i>

Marks/Registers

Marks

:marks	List of marks
ma	Set current position for mark a
`a	Jump to position of mark a

Registers

:reg	Show registers content
"xy	yank into register x
"Op	Paste contents of register x

❗ Unsure what these do... calling them out for research



By brennanmeadowcroft

cheatography.com/brennanmeadowcroft/

Published 21st January, 2017.
Last updated 21st January, 2017.
Page 2 of 4.

Sponsored by CrosswordCheats.com
Learn to solve cryptic crosswords!
<http://crosswordcheats.com>

Normal Mode - Editing

J	Join line below to current one
cc	change (replace) entire line
cw	change (replace) to end of word
c\$	change (replace) to end of line
s	delete character and substitute text
xp	transpose two letters
u	undo
Ctrl+r	redo
.	Repeat last action
ci_ <i>char</i>	Change <i>INSIDE</i> <i>_char_</i> (e.g. ci")
ca_ <i>char</i>	Change <i>AROUND</i> (including <i>_char_</i> (e.g. ca"))

Normal Mode - Code Folding

zc	Close a fold
zo	Open a fold
zA	Toggle all folds
za	Toggle single fold
zM	Close <i>ALL</i> folds in buffer

Normal Mode - Buffers

:ls	List all buffers
:bd	Close the current buffer
:bd <i>n</i>	Close <i>n</i> buffer
:bn	Navigate to next buffer
:bp	Navigate to previous buffer
Ctrl+c	Close the current buffer 🖱
Ctrl+h	Navigate to previous buffer 🖱
Ctrl+l	Navigate to next buffer 🖱

Normal Mode - Splits

Ctrl+ws	Split current window <i>horizontally</i>
Ctrl+wv	Split window <i>vertically</i>
Ctrl+wq	Quit a window

Navigating Splits

Ctrl+ww	Move to next split
Ctrl+wh	Move to split located <i>LEFT</i> of current
Ctrl>wl	Move to split located <i>RIGHT</i> of current
Ctrl+wj	Move to split located <i>BELOW</i> current

Normal Mode - Splits (cont)

Ctrl+wk	Move to split located <i>ABOVE</i> current
---------	--

Normal Mode - Cut/Paste

yy	Yank (copy) a line
yw	Yank (copy) a word
y\$	Yank (copy) to end of line
p	Paste <i>BEFORE</i> cursor
P	Paste <i>AFTER</i> cursor
dd	Delete (cut) a line
dw	Delete (cut) a word
d\$	Delete (cut) to end of line
x	Delete (cut) single character

⚠ Deleting is basically cutting; anything deleted will be on clipboard.



By **brennanmeadowcroft**

cheatography.com/brennanmeadowcroft/

Published 21st January, 2017.
Last updated 21st January, 2017.
Page 3 of 4.

Sponsored by **CrosswordCheats.com**
Learn to solve cryptic crosswords!
<http://crosswordcheats.com>

👉 Ctrl-P

Ctrl+p Start Ctrl-P to search for files

<enter> Open file in new buffer

Ctrl+k Navigate *UP* in file list

Ctrl+j Navigate *DOWN* in file list

Ctrl+f Move *FORWARD* in search locations (files, buffers, most recent files)

Ctrl+b Move *BACKWARD* in search locations

👉 Ack.vim

v Open highlighted file in *VERTICAL* split

h Open highlighted file in *HORIZONTAL* split

<enter> Open highlighted file in new buffer

<leader>+a Open ack.vim for searching 👤

q Close search results window

👉 NerdTree

<Leader>+n Toggle NerdTree

P Move to *ROOT* of working directory

p Move to parent folder above cursor

👉 NerdComment

<leader>+c<space> Toggle comment

<leader>+cl Line comment

<leader>+cu Uncomment


👉 Buffergator

Ctrl+c Close the current buffer 👉

Ctrl+h Navigate to previous buffer 👉

Ctrl+l Navigate to next buffer 👉

👉 Vimdiff - Layout



📌 Access vimdiff for a branch with `git mergetool` from bash

👉 VimDiff - Commands

:diffget lo Use local version

:diffget ba Use base version

:diffget re Use remote version

[c Navigate to *PREVIOUS* conflict

]c Navigate to *NEXT* conflict

📌 It is possible to edit the code in the merged pane directly if none of the options (local, base, remote) are preferable.



By **brennanmeadowcroft**

cheatography.com/brennanmeadowcroft/

Published 21st January, 2017.

Last updated 21st January, 2017.

Page 4 of 4.

Sponsored by **CrosswordCheats.com**

Learn to solve cryptic crosswords!

<http://crosswordcheats.com>